

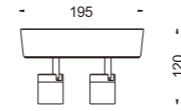
EYE SURFACE MOUNT SERIES PROJECTOR  
LED SURFACE MOUNT

195X55



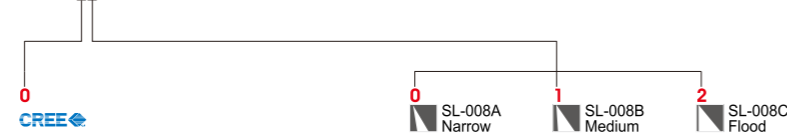
IP20 | CE | CB |

Body: Steel  
Housing: Steel  
Optic: High efficiency Reflector  
Weight: 0.57kg  
CTN: 16PCS



White Black Silver

ORDERING CODE	Power (W)	Beam Angle (°)	CCT (K)	Hot Lumen (Lm)	LOR (%)	UGR	On/Off	DRIVER 1-10V	DALI	Triac
<b>2EC1000-W/B/S-830</b>	2x9	15	3000	2x579	86%	<19	√	√	√	√
<b>2EC1000-W/B/S-840</b>			4000	2x595						
<b>2EC1000-W/B/S-850</b>			5000	2x625						
<b>2EC1001-W/B/S-830</b>	2x9	20	3000	2x562	85%	<19	√	√	√	√
<b>2EC1001-W/B/S-840</b>			4000	2x588						
<b>2EC1001-W/B/S-850</b>			5000	2x616						
<b>2EC1002-W/B/S-830</b>	2x9	30	3000	2x542	82%	<19	√	√	√	√
<b>2EC1002-W/B/S-840</b>			4000	2x581						
<b>2EC1002-W/B/S-850</b>			5000	2x609						



CREE CAX1304

3000K

h(m)	E(lx)	D(mm)	h(m)	E(lx)	D(mm)	h(m)	E(lx)	D(mm)
<b>15°</b>			<b>20°</b>			<b>30°</b>		
1.0	4030	290	1.0	2737	370	1.0	1551	570
2.0	1007	570	2.0	684	740	2.0	387	1140
3.0	447	860	3.0	304	1110	3.0	172	1710

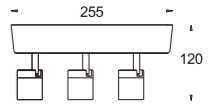
EYE SURFACE MOUNT SERIES PROJECTOR  
LED SURFACE MOUNT

255X55



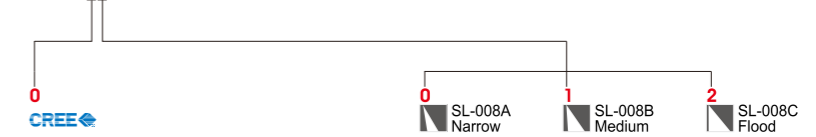
IP20 | CE | CB |

Body: Steel  
Housing: Steel  
Optic: High efficiency Reflector  
Weight: 0.78kg  
CTN: 14PCS



White Black Silver

ORDERING CODE	Power (W)	Beam Angle (°)	CCT (K)	Hot Lumen (Lm)	LOR (%)	UGR	On/Off	DRIVER 1-10V	DALI	Triac
<b>3EC1000-W/B/S-830</b>	3x9	15	3000	3x579	86%	<19	√	√	√	√
<b>3EC1000-W/B/S-840</b>			4000	3x595						
<b>3EC1000-W/B/S-850</b>			5000	3x625						
<b>3EC1001-W/B/S-830</b>	3x9	20	3000	3x562	85%	<19	√	√	√	√
<b>3EC1001-W/B/S-840</b>			4000	3x588						
<b>3EC1001-W/B/S-850</b>			5000	3x616						
<b>3EC1002-W/B/S-830</b>	3x9	30	3000	3x542	82%	<19	√	√	√	√
<b>3EC1002-W/B/S-840</b>			4000	3x581						
<b>3EC1002-W/B/S-850</b>			5000	3x609						



CREE CAX1304

3000K

h(m)	E(lx)	D(mm)	h(m)	E(lx)	D(mm)	h(m)	E(lx)	D(mm)
<b>15°</b>			<b>20°</b>			<b>30°</b>		
1.0	4030	290	1.0	2737	370	1.0	1551	570
2.0	1007	570	2.0	684	740	2.0	387	1140
3.0	447	860	3.0	304	1110	3.0	172	1710

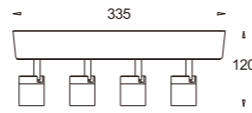
EYE SURFACE MOUNT SERIES PROJECTOR  
LED SURFACE MOUNT

335X55



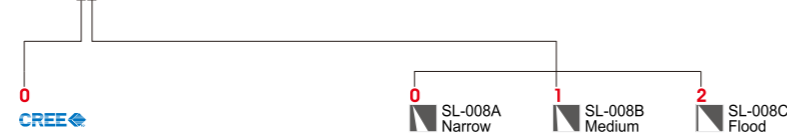
IP20 | CE | CB |

Body: Steel  
Housing: Steel  
Optic: High efficiency Reflector  
Weight: 0.98kg  
CTN: 12PCS



White  
 Black  
 Silver

ORDERING CODE	Power (W)	Beam Angle (°)	CCT (K)	Hot Lumen (Lm)	LOR (%)	UGR	On/Off	DRIVER 1-10V	DALI	Triac
4EC1000-W/B/S-830	4x9	15	3000	4x579	86%	<19	√	√	√	√
4EC1000-W/B/S-840			4000	4x595						
4EC1000-W/B/S-850			5000	4x625						
4EC1001-W/B/S-830	4x9	20	3000	4x562	85%	<19	√	√	√	√
4EC1001-W/B/S-840			4000	4x588						
4EC1001-W/B/S-850			5000	4x616						
4EC1002-W/B/S-830	4x9	30	3000	4x542	82%	<19	√	√	√	√
4EC1002-W/B/S-840			4000	4x581						
4EC1002-W/B/S-850			5000	4x609						



CREE CAX1304

3000K

h(m)	E(lx)	D(mm)	h(m)	E(lx)	D(mm)	h(m)	E(lx)	D(mm)
<b>15°</b>			<b>20°</b>			<b>30°</b>		
1.0	4030	290	1.0	2737	370	1.0	1551	570
2.0	1007	570	2.0	684	740	2.0	387	1140
3.0	447	860	3.0	304	1110	3.0	172	1710

